

# **Official: Illegal boat migrants from Macron's France now exceed 50,000**

*This report has been co-published with our affiliated organisation, [Brexit Facts4EU.Org](https://BrexitFacts4EU.Org). We are most grateful for their original research into the raw data which backs what follows.*

---

## **An exclusive analysis of official UK figures reveals shocking facts**

**Despite the loss of life, the EU and France still won't agree a returns deal with the UK**

President Macron has now allowed over 50,000 illegal boat migrants to cross from France to the UK since 2018. And the numbers are growing exponentially.

This is the disturbing result of the analysis conducted by Facts4EU.Org into the full official figures from the Home Office and the Ministry of Defence. And even these figures do not include all who have arrived.

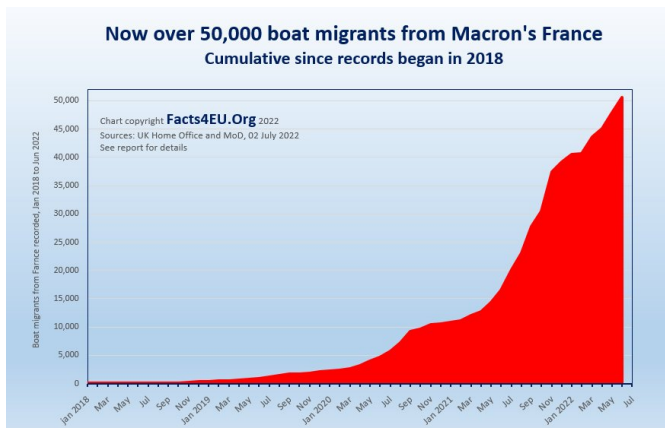
With the EU Commission and Macron's government refusing a returns agreement with the UK, and with the UK Government's Rwanda plan vetoed by the European Court of Human Rights, France's illegal migrants continue to cross in rapidly increasing numbers.

---

# Summary

## The facts of illegal boat migrants from Macron's France

We present the basic facts since records began in January 2018



- The total has just passed 50,000 and is growing fast
- Nine out of ten (89%) are male
- Almost three-quarters (72%) are adult males aged 18 to 39
- This compares to 6% for females in the same age bracket
- The vast majority have thrown away their passports
- Consequently the authorities don't know who they are, not what threat they might present

[ Sources: UK Home Office and Ministry of Defence, accessed 02 July 2022. ]

© Brexit Facts4EU.Org 2022 – click to enlarge

**If the trend over the last three years continues...**

We have looked at the numbers in detail. In particular we

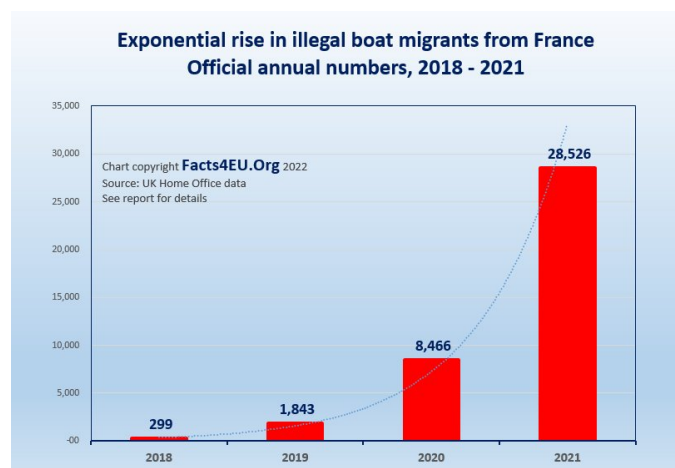
looked at the trend. Below is the picture at the end of last year.

---

## Summary

### Annual numbers of illegal boat migrants from France, 2018-2021

**If this current trend continues, the number could  
exceed 50,000 in 2022 ALONE**



- 2018 : 299
- 2019 : 1,843
- 2020 : 8,466
- 2021 : 28,526

[ Source: UK Home Office, accessed 02 July 2022. ]

## **Who is coming, how, and are the dangers increasing?**

There were 1,034 small boats detected arriving in the UK in the calendar year 2021. This compares with 641 in 2020, 164 in 2019 and 43 in 2018.

- 2018 : 43
- 2019 : 164
- 2020 : 641
- 2021 : 1,034

As the number of illegal crossings increases, so too does the possibility of collisions with tankers, capsizings, and drownings.

## **Migrants per boat have more than quadrupled since 2018**

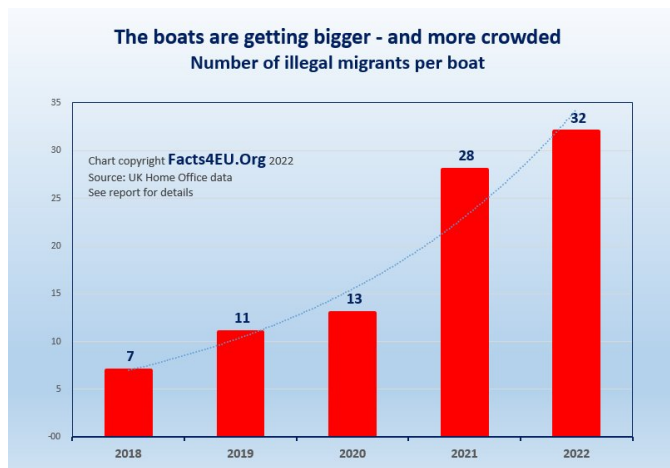
Not only are the boat numbers increasing rapidly, but so also is their size – and the number of people being packed onto each boat by the human trafficker gangs.

---

## **Summary**

The boats are getting bigger – and more crowded

Numbers of illegal migrants per boat



- 2018 : 7
- 2019 : 11
- 2020 : 13
- 2021 : 28
- 2022 : 32 (data from first three months only)

© Brexit Facts4EU.Org 2022 – click to enlarge

In terms of nationality, the majority are of Arab origin, with Iranians making up the largest proportion (30%).

## **Legal migration has always been a part of the UK's personality**

For centuries the United Kingdom has welcomed people from across the world and continues to do so. It is currently welcoming citizens from countries as far apart as Hong Kong and Ukraine, for example.

British people have always been generous to those genuine asylum seekers in need of refuge. Indeed the UK Cabinet even has some members who would not be here without this history.

The information we have presented above is factual and comes from the official sources in the UK. All we have done is to summarise it for readers.

## **Now the British military is in charge**

On 14 April 2022, the Government announced that the Ministry of Defence (MoD) would take operational command of responding to small boat crossings. The MoD began publishing provisional daily and weekly numbers on 'Migrants detected crossing the English Channel in small boats', from April 2022.

There is currently a two week gap in reporting, from the Home Office figures up to the end of March, to the time the military took over on 14 April. Our figures above will therefore be lower than the reality.

**For the original article, click here:**

[https://facts4eu.org/news/2022\\_jun\\_brexit\\_shopping](https://facts4eu.org/news/2022_jun_brexit_shopping)

---