

‘The EU crisis coming to our shores’

That giant elephant in the room which hangs over every nation across Europe – mass and uncontrolled immigration – was barely mentioned by the UK establishment throughout the entire general election campaign despite it being the number one concern for millions of voters across the country. However, any further attempt to suppress the issue will not wash. The newly elected government’s room for manoeuvre is already running out.

As ever, our research affiliate Brexit Facts4EU has been on the front line with its latest report which identifies the direct connection between Europe’s failure to control its own borders and the huge numbers now amassing on its northern shores just waiting for the opportunity to cross the Channel to the United Kingdom. There is a direct causal link here which we should all be clear about.

We highlight key findings from the report below with a link to the original beneath it.

“Small boats migrant crisis fuelled by 10m illegal migrants detected in EU in 12 years,” says report

Amongst our findings : “The annual rate of detected illegal migrants in the EU has doubled in only five years”

“Things can only get...worse” – The trend is NOT our friend

“With numbers continuing to increase significantly each year, the blame for the UK’s crisis must lie with the EU,” says our report.

A Brexit Facts4EU.Org Series

Part I – The net rise in the population of the EU27

Part II – How it was the EU that created the UK’s illegal migrant boat crisis (**This report**)

Part III – 66% rise in the EU’s number of first-time asylum seekers in the last 5 years

Part IV – Proportion of migrants rejected by the EU – and numbers deported

“Things can only get... worse” – The trend is NOT our friend



In the 10 days since Keir Starmer scrapped the Rwanda scheme on Day One of his premiership, over 1,000 have made the crossing from Macron’s France, despite poor weather and the risk this brings.

Most recently, in April five drowned when a boat carrying 110

people got into difficulties off the 'Beach of the Germans', near Calais.

This report focuses on the extraordinary number of migrants who have been able to enter the EU illegally – a number which has been growing. **This is in effect 'the pool' from which the people smugglers can easily find those who reject life in the EU and choose to make the dangerous crossing to the UK.** The analysis shows how this pool has been increasing rapidly again, with the EU still apparently unable to secure its borders.

Record numbers of illegal migrants are being detected in the EU

Brexit Facts4EU.Org Summary

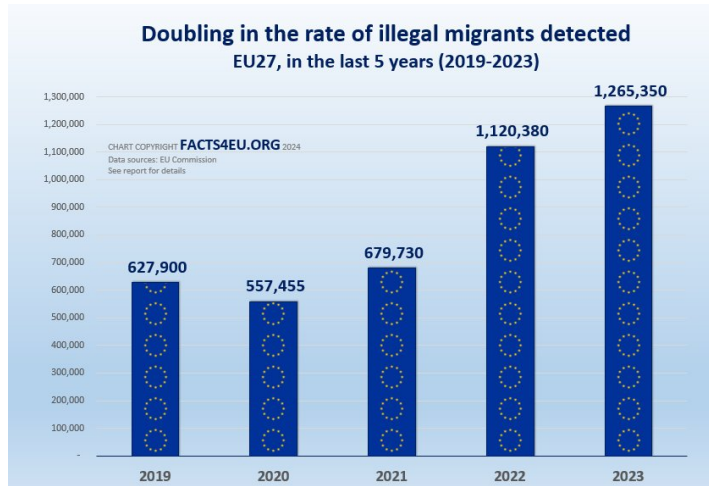
Amongst the findings of this study :-

- Nearly 10m illegal migrants have been detected in the last 12 years for which data is available
- Almost 1.3m new illegal migrants were detected last year alone
- This represents **a doubling of the annual rate in just five years**
- Seven EU countries detected over 0.5m illegal migrants in their territories

The five-year trend

Total no. of illegal migrants per annum detected by EU27 countries,

five years from 2019 – 2023



- 2019 : 627,900
- 2020 : 557,455
- 2021 : 679,730
- 2022 : 1,120,380
- 2023 : 1,265,350

[Source: EU Commission data collected from EU member country governments, accessed and analysed by Facts4EU.Org from 12-16 Jul 2024.]

© Brexit Facts4EU.Org 2024 – click to enlarge

The impact on the United Kingdom

The illegal migrants entering the United Kingdom by boat all come from the safe countries of the EU, which they should not have been able to enter the bloc. As the British people now know, increasing numbers of these illegal migrants have been crossing the English Channel in small boats each year, escorted by the French Navy.

It is therefore reasonable to look at how many illegal migrants have been able to enter the European Union, as this is effectively 'the pool' from which the people smuggling

gangs find their customers.

Ask any group of the EU's illegal migrants their preferred final destination and the two most common answers are Germany and the United Kingdom.

Please support our work

Please donate today

You can make a difference

The differences between illegal and legal immigration

We note that some commentators have been keen to point out that the number of legal migrants entering the UK is much higher than the number of illegal migrants. This is true, but it ignores some important differences.

- Illegal migrants are predominantly young men
- We don't know who they are, because they throw their ID papers and mobile phones into the sea
- Conversely legal migrants are all documented
- There is no way of knowing if these illegal migrants have criminal records or are involved in terrorism
- Illegal migrants are immediately given a new I-Phone, housed, receive free medical and dental care, and receive taxpayer cash each week

It therefore seems reasonable to be concerned about this particular element of mass immigration.

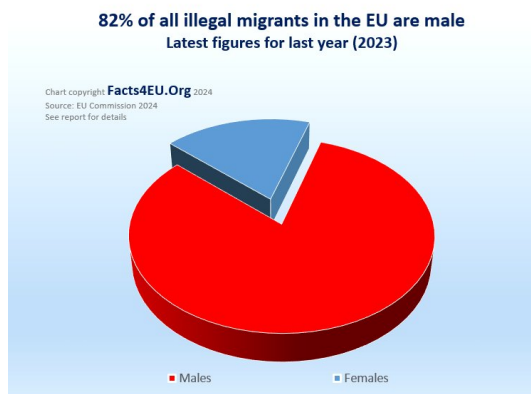
Is it true that the vast majority of illegal migrants are male? Yes

As part of our study, we looked at the percentage of illegal migrants found in the EU who are male. It is frequently said that the majority are males. Facts4EU.Org interrogated the official data as part of our study and we can confirm this is categorically and overwhelmingly the case.

Last year (2023) **82% of all illegal migrants detected in the EU were male**. As with all the information in this report, the information comes from the official records.

Brexit Facts4EU.Org Summary

Percentage of all illegal migrants detected in the EU who are male



© Brexit Facts4EU.Org 2024 – [click to enlarge](#)

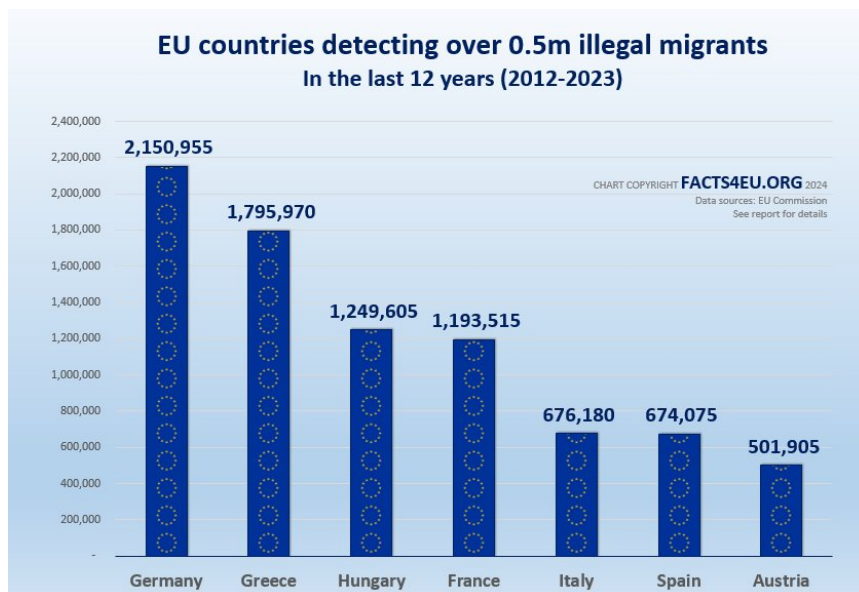
[Source: EU Commission data collected from EU member country governments,
accessed and analysed by Facts4EU.Org from 12-16 Jul 2024.]

The numbers of illegal migrants detected by EU country, 2012-2023

Finally, we looked at the EU countries with the most detections of illegal migrants. Seven countries detected more than 0.5m during the reporting period.

Brexit Facts4EU.Org Summary

EU27 countries detecting most illegal migrants, 2012-2023



- Germany : 2,150,955
- Greece : 1,795,970
- Hungary : 1,249,605
- France : 1,193,515
- Italy : 676,180
- Spain : 674,075
- Austria : 501,905

[Source: EU Commission data collected from EU member country

governments, accessed and analysed by Facts4EU.Org from 12-16 Jul 2024.]

© Brexit Facts4EU.Org 2024 – [click to enlarge](#)

Observations

With numbers of illegal boat migrants continuing to increase significantly each year, the blame for the UK's crisis must lie with the EU. All these migrants depart from EU shores (mostly from France) and have travelled through numerous safe EU countries before reaching northern French beaches.

CIBUK is grateful to its research affiliate Brexit Facts4EU.Org for permission to re-publish their article which can be read in full [here](#).